

DUCTED SPLIT

econex
nex gen R32 inverter

Air Cooled Ducted Split Units



ISD/OSA 465 ~ 950



 **temperzone**
climate innovations


NOMINAL
COOLING CAPACITY
14.8kW ~ 94.9kW


NOMINAL
HEATING CAPACITY
14.9kW ~ 90.1kW



**Over 60 years
of innovation**

Temperzone Ducted Split systems provide low GWP energy efficient solutions for many applications.

From light to large commercial, Temperzone can provide versatile ducted split solutions for your buildings.

Energy efficient comfort control

With the use of an inverter compressor technology the Econex Ducted Split range provides a precise load variation response and superior part load performance for closer comfort control and higher energy efficiency.



75-80% reduction in GWP

Utilising R32 Refrigerant, Temperzone's Econex Ducted Split enables a 75-80% reduction of Global Warming Potential (GWP) per kW of cooling when compared to R410a units. Temperzone aspires to lead the commercial HVAC industry in focusing to reduce the global warming potential of air conditioning products.



Econex Inverter Ducted Split
(14.8kW - 35.1kW)


03



Large Capacity Ducted Split
(37.1kW - 94.9kW)

13

14.8kW - 35.1kW



1

INTELLIGENT UNIT CONTROLLER

Ensures the unit runs at its optimum efficiency and provides system operation data.



2

HIGH EFFICIENCY EC FAN

Custom select fan speeds or use 0-10VDC continuous speed.



3

INVERTER COMPRESSOR

Inverter compressor for superior part load performance.



4

ELECTRONIC EXPANSION VALVE

Electronic expansion valves for greater control and efficiency.



5

MULTI SPEED FAN

Multi speed condenser fans for better efficiency and control.



6

WIDE TEMPERATURE OPERATING RANGE

From -15°C to +52°C ambient



7

ADVANCED POWDER COATING

Surpasses 1000hr salt spray test.



8

EPOXY COATED COILS

Standard for added coil protection.



9

LOW GWP REFRIGERANT

R32 refrigerant has a significantly lower GWP than R410A



10

COMPACT DESIGN

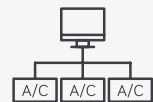
OSA 171-211 are more compact than previous units



11

NEW INTELLIGENT DE-ICE

Quick & Efficient de-ice resulting in increased heating performance.



12

BMS

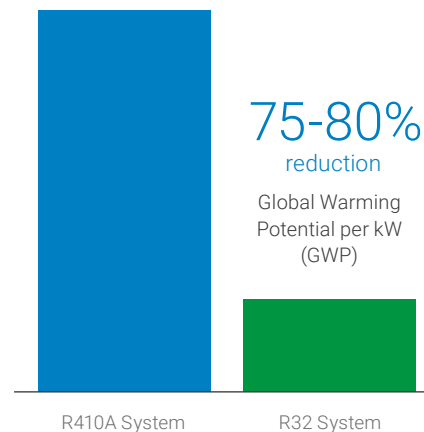
BACnet™ or Modbus via RS485 (or TCP/IP option)
*BACnet is optional accessory.

Leading the way in providing low GWP commercial R32 air conditioning solutions



Lower global warming potential

With a smaller refrigerant charge and a GWP of 677, R32 refrigerant represents a 75-80% reduction in overall GWP per kW of cooling or heating when compared to R410A systems (GWP 2088).



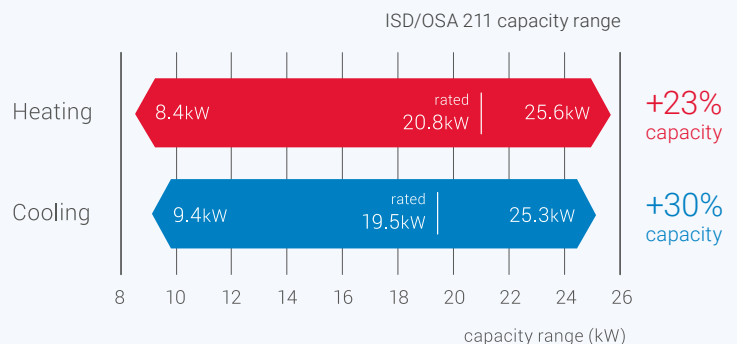
Reducing future costs

As higher GWP refrigerants face increasing cost due to emissions tax levies the specification of R32 systems will represent a significant reduction in the future costs associated with maintaining these systems.

Highly versatile solution

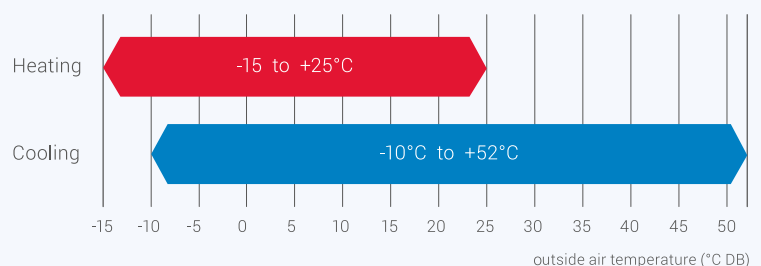
Extra capacity with very wide heating and cooling ranges

For versatile specification, all R32 inverter ducted split systems offer a very wide heating and cooling capacity range enabling reliable comfort at times of peak load and increased energy savings under low load conditions.



Extreme weather operation

Designed for the harshest conditions these R32 ducted units are designed to operate in ambient temperatures from -15°C to 52°C to ensure you're always comfortable, whatever the weather.



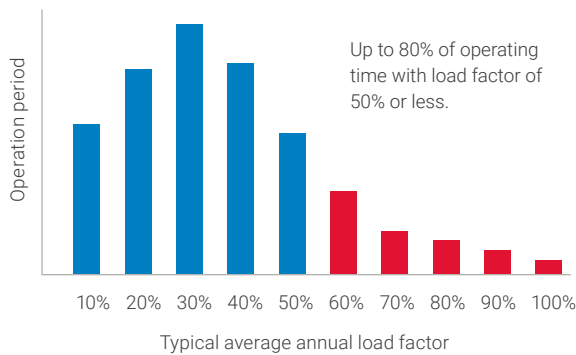
Inverter Technology

Econex Ducted Split Systems utilise inverter compressor technology providing superior part load performance and close comfort control.

Our Econex inverter units feature a stepless capacity control that enables the achievement of precise comfort settings. In contrast, non-variable capacity units attempt to maintain temperature by repeatedly switching power on and off, thereby generating greater temperature fluctuations and higher energy use.

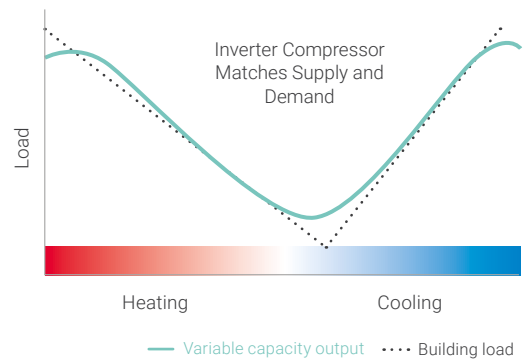
Energy Efficient

Econex inverter compressors only use the amount of energy to suit the operating condition maximizing your SEER performance.



Close Comfort Control

Inverter compressor technology matches the heat load requirements providing exceptional levels of comfort $\pm 0.3^{\circ}\text{C}$ from set point temperature.



Intelligent De-ice Performance

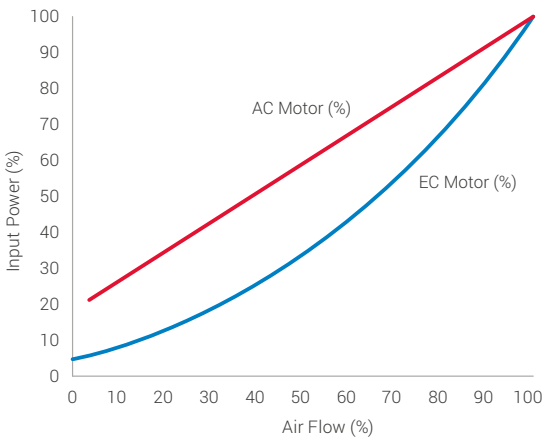
New intelligent de-ice enables improved heating performance in colder conditions. Optimised coil circuitry and new unit controller logic has resulted in faster and more effective de-ice.

Energy Savings

Intelligent system control technology offers leading energy efficiency with precision control of the air conditioners refrigeration system.

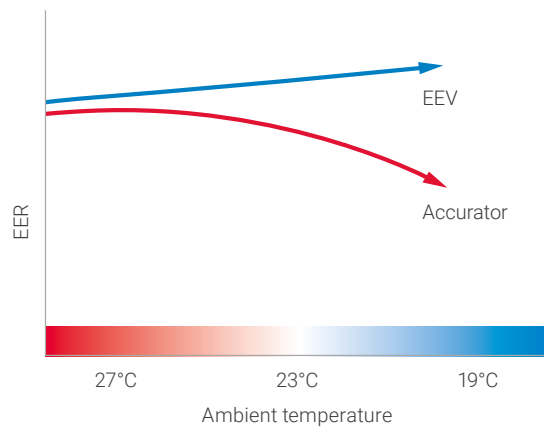
EC Fan Technology

Our high-efficiency EC fan motors are 20% more energy efficient than AC motor alternatives and enable quiet operation with slow ramp-up and no sudden noise changes. Achieve precise comfort with custom select fan speeds or continuously variable fan speed control.



Electronic Expansion Valves

EEVs enable improved efficiency and reduced operating costs at part-load conditions. They also facilitate maximised energy savings during the shoulder seasons – periods in which air conditioning systems often run at part-load.

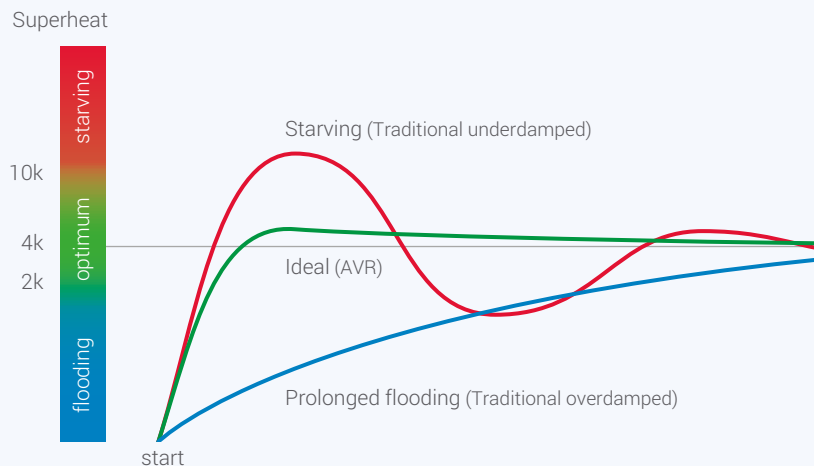


Adaptive Valve Regulation

Temperzone's proprietary Adaptive Valve Regulation system (AVR) ensures that Temperzone inverter air conditioning systems run more efficiently and enjoy a longer operational life. AVR maximises efficiency in both heating and cooling cycles by regulating refrigerant flow capacity, allowing the system to maintain stability and efficiency over the full range of operating conditions.

AVR also prevents:

- Prolonged flooding (oil washed out of the system), which leads to seized bearings and compressor damage.
- Improves Compressor Lifecycle
- Starving, which leads to HP/LP trips and reduced EER / Duty. Continuous starving leads to compressor motor overheat.





Convenient Control

From touch screen controllers to basic push-button and more advanced commercial options, select from a range of Temperzone controllers to suit your space and application.

Climate Touch (coming soon)

Temperzone's new Climate Touch gives you complete control over your comfort. Contemporary and convenient, it is designed to seamlessly fit into modern residential and commercial environments while delivering comprehensive yet simple control of your comfort.



Features:

Set control mode - cool/dry/heat/auto/advanced auto

Set airflow - auto/low/med/hi (customisable)

ECO, Dry, and Quiet functions

7 Day programmable time clock

Set temperature: 5°C ~ 50°C at 1°C increments

365 day event calendar

On demand override count down timer up to 8hrs

Connects to indoor (IUC) or outdoor (UC8) unit

Auto start after power failure

Continuous or Intermittent fan operation



TZT-100

Temperzone's TZT-100 thermostat is an advanced controller suited to commercial environments. It delivers comprehensive control for your system not available with other thermostats.

Features:

Modes - cool / cool-dry / heat / auto-dry / auto

Set airflow - auto / low / med / hi (customisable)

Key board and temperature locks

7 Day programmable time clock

Set temperature: 1°C ~ 38°C at 0.5°C increments

Remote sensor inputs

Programmable occupancy inputs

On demand override count down timer up to 9hrs

0-10Vdc continuous airflow input

Filter monitor option (by hours)

Continuous or Intermittent fan operation

Connects to indoor (IUC) or outdoor (UC8) unit



SAT-3

Temperzone's SAT-3 thermostat is a cost effective solution for residential and commercial environments. It delivers comprehensive control of your ducted air conditioning system and advanced comfort settings.

Features:

Set control mode - cool / dry / heat / auto

Set airflow - auto / low / med / hi (customisable)

Sleep, ECO, Dry, and Quiet functions

7 Day programmable time clock

Set temperature: 16°C ~ 30°C at 0.5°C increments

Auto start after power failure

Backlit screen - red in heating, blue in cooling

On demand override count down timer up to 4hrs

Zone control capable with temperzone zone kit

Connects to indoor (IUC) or outdoor (UC8) unit

Continuous or Intermittent fan operation

WiFi Service Utility Tool

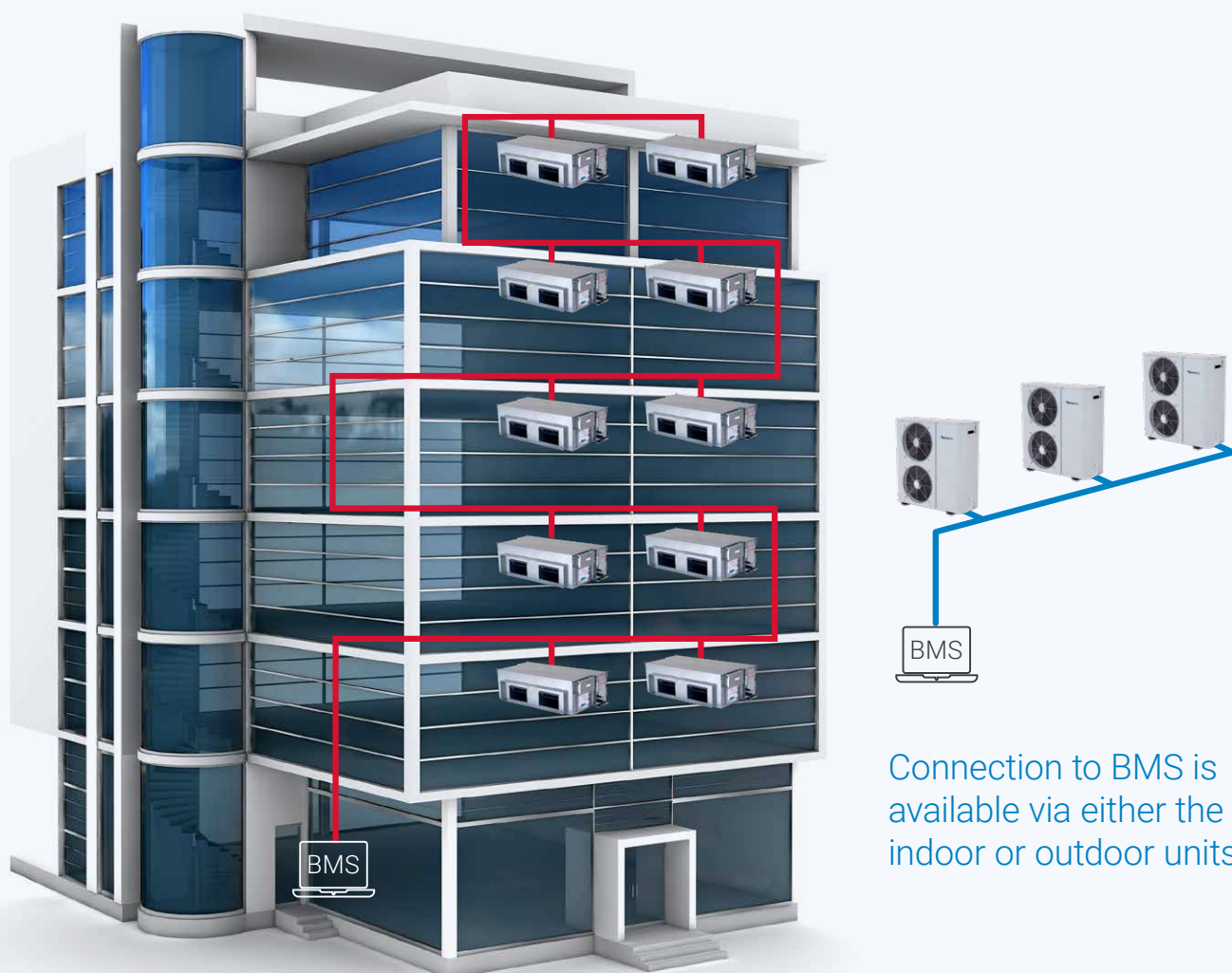
WiFi Service Utility (WSU) is a portable control interface that plugs directly into the UC6, UC7 & UC8 board on a Temperzone Air Conditioning Unit. It allows you to monitor a wide range of operational parameters, view fault logs and even take control of the unit. It has its own WiFi network built in and the control and diagnostics are done wirelessly from a smartphone, tablet or notebook PC.



BMS Connectivity

Econex Ducted Split can connect into a BMS for control and operation.

- Through the outdoor unit via the UC8's Modbus/RS485 port with multi-unit control capability.
- Through the indoor unit via the IUC's Modbus/RS485 port for centralised 0-10Vdc fan speed control.
- Up to 99 units can be connected on a common RS485 bus in daisy chain design.
- Daisy chain wiring saves on amount of wiring and required labour time.
- BMS communication cable (2-wire shielded)
- Maximum cable length of 1000m



Connection to BMS is available via either the indoor or outdoor units



Designed for easy installation and maintenance


Wiring and pipe access is made easy and convenient with a new removable corner access panel for electrical and piping access.

Installer electrical access has been improved with connections more easily accessed through the corner panel. Outdoor units are fully wired and the main power supply along with communication connections can be wired directly within the panel.

The corner panel allows easy installer piping access, pipework is now also accessed lower on the unit.

Slimline outdoor unit design

To allow for installation flexibility and space savings the OSA 171 and OSA 211 outdoor units are only 425mm deep while the OSA 251 is 462mm deep.



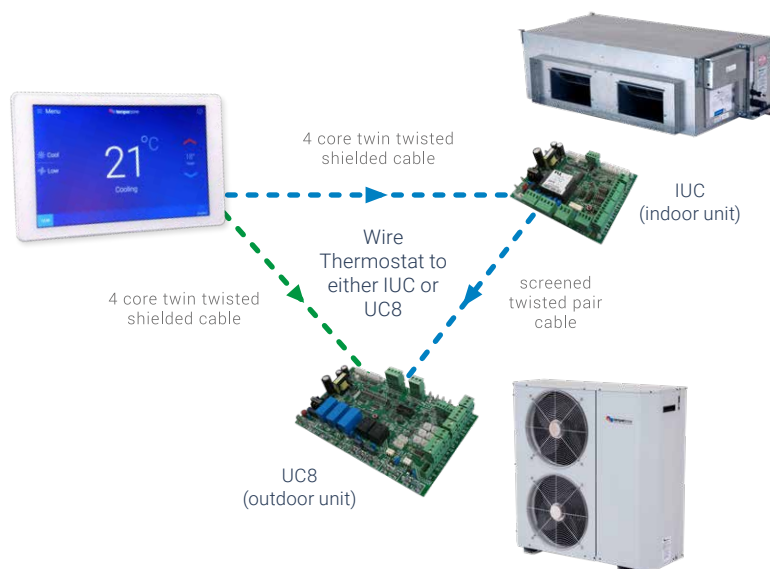
Intuitive unit controllers make it easy

Econex Ducted Split units feature Temperzone outdoor (UC8) and indoor (IUC) unit controllers with powerful features enabling flexible solutions to meet various building requirements.

Simple System Wiring

Installers have the flexibility to be able to wire the thermostat to either the Indoor (IUC) or Outdoor Unit (UC8) - whichever is more convenient.

- 1 shielded twisted pair cable between UC8 & IUC.
- Thermostat uses twin twisted pair shielded cable to connect to either the IUC or UC8.



Outdoor unit controller (UC8)

Temperzone's intelligent UC8 outdoor unit controller has been designed to deliver efficient and precise system control under all conditions.

- Display for system error / fault reporting
- Control inputs via pluggable screw terminal blocks
- Operates with 12Vdc or 24Vac thermostats
- Accepts Modbus BMS connection
- Remote start/stop input
- DRED Compatible



Indoor unit controller (IUC)

Temperzone's IUC makes it easier to deliver efficient control via communications with the Outdoor Unit.

- Thermostats can be connected to the IUC via an easy access terminal block within the indoor unit.
- Accepts 0-10V Signal BMS for airflow
- Remote On / Off available

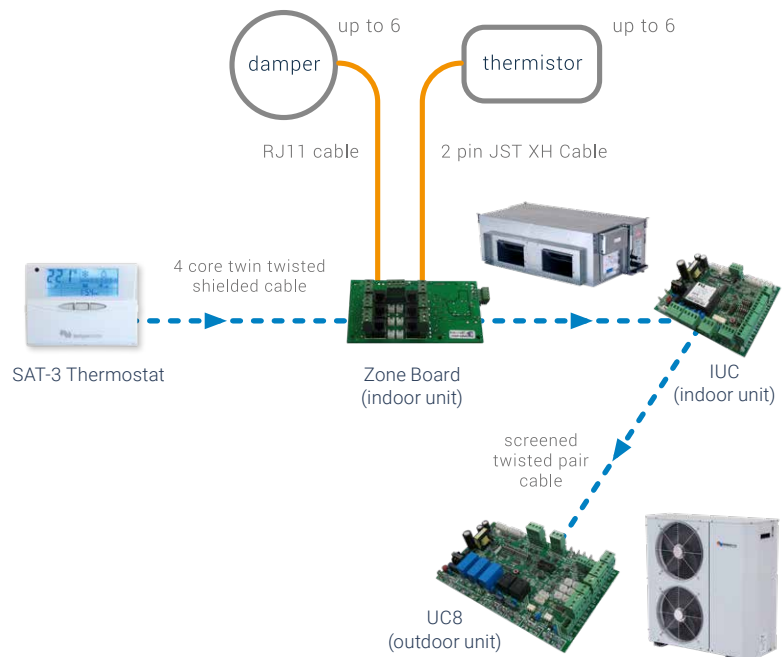
Advanced zone control*

Offering an excellent solution to the challenge of multi-zone temperature requirements, Temperzone ducted air conditioning systems enable the comfort levels of designated spaces to be individually set and maintained via one concealed common unit.*

Simple Zone System Wiring

Using the optional zone relay board which is installed in the indoor unit, dampers and sensors are easily wired into the system where they can communicate with the temperzone controller and outdoor unit for precise zone temperature and airflow control.

- 1 shielded twisted pair cable between UC8 & IUC.
- SAT-3 uses twin twisted pair shielded cable to connect to either Zone Board.
- Simple plug in wiring to dampers and temperature sensors.



* Important note: when designing a zoned system, the smallest zone must meet the minimum space requirements for R32 refrigerant.

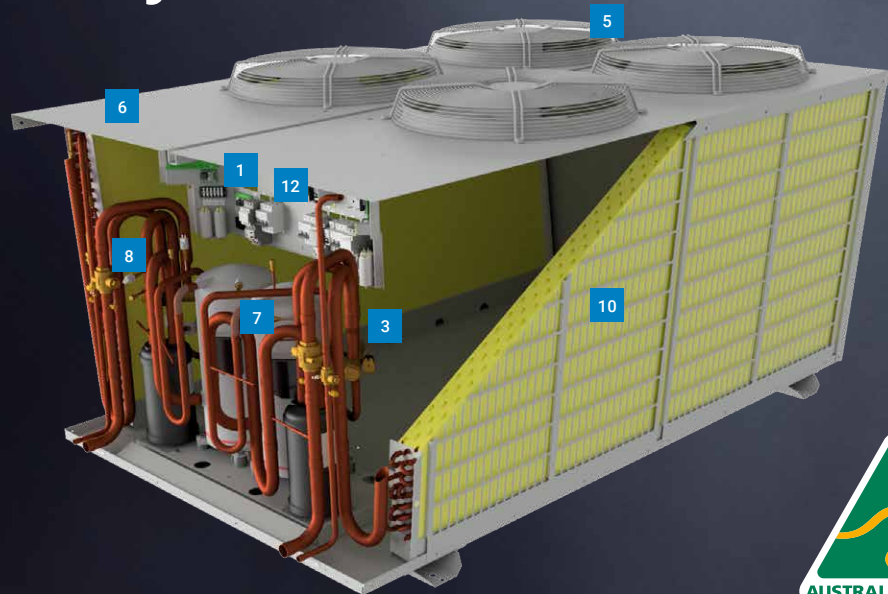


SAT-3 Zone control system

- Set up to 6 Independent zones
- Push-button controller option (SAT-3)
- Additional wall controller option
- Individual zone temperature control
- Set airflow for each zone
- 7 day time clock operation
- Operating schedule setup for individual zones

Large Capacity

37.1kW - 94.9kW



ISD/OSA 465 ~ 950



1

INTELLIGENT UNIT CONTROLLER

Ensures the unit runs at its optimum efficiency and provides system operation data.



2

HIGH EFFICIENCY EC FAN*

Can be controlled either as a speed or by 0-10VDC.



3

DUAL INDEPENDENT REFRIGERATION SYSTEMS

Two independent refrigeration systems to increase efficiency.



4

EC PLUG FAN*

EC plug fans that precisely adjust airflow to change in static pressure.



5

MULTI SPEED FAN

Multi speed condenser fans for better efficiency and control.



6

ADVANCED POWDER COATING

Surpasses 1000hr salt spray test.



7

DIGITAL COMPRESSOR*

Enable 20-100% continuous system modulation for a wide capacity range and better humidity control at low capacity.



8

ELECTRONIC EXPANSION VALVE*

Electronic expansion valves for greater control and efficiency.



9

WIDE TEMPERATURE OPERATING RANGE**

From -15°C to +52°C ambient



10

EPOXY COATED COILS

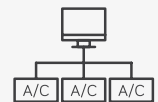
Standard for added coil protection.



11

VERTICAL OR HORIZONTAL SUPPLY AIR

Versatile solutions with multiple supply air options



12

BMS

BACnet™ or Modbus via RS485 (or TCP/IP option)

*BACnet is optional accessory.

*Feature not applicable to all units, refer page 17 for full product feature tables. **OSA 840 & 950 from -10°C to +46°C ambient.

Better performing large capacity Ducted Split systems

When it comes to large capacity Ducted Split systems nothing's better than Temperzone's efficient, durable and comprehensive range.


Australian Made

ISD/OSA 465 ~ 950 are manufactured in our Sydney Factory. The famous Australian Made logo is Australia's most trusted, recognised and widely used country of origin symbol, and is underpinned by a third-party accreditation system, which ensures products are certified as 'genuinely Australian'.




Dual Refrigeration Systems

These ducted split systems have two independent refrigeration circuits to provide the flexibility and economy of two stage operation, i.e. utilising one or two circuits as conditions vary, plus the advantage of staggered starting.



High Static EC Plug Fans*

Improved efficiency and comfort through the supply of exact airflow requirements with variable airflow technology. Up to 50% more efficient than belt driven fans, and 20% more efficient than AC fans.



Vertical or Horizontal Airflow

Having the option to choose from either vertical or horizontal supply air discharge configurations provides the flexibility required when designing for various commercial air conditioning installations.

*Feature not applicable to all units, refer page 17 for full product feature tables.

Providing Versatile Solutions

Temperzone gives you choice when it comes to making sure you have the right specification for your project.

Variable Capacity Compressors*

ECO units feature a variable capacity digital compressor and a fixed speed compressor allowing efficient close control with 20-100% continuous system capacity modulation. These systems also provide better humidity control at low capacity.



Electronic Expansion Valves*

EEX's allow optimum control of superheat at varying load for outstanding comfort with indoor air temperature and humidity control. They also provide increased efficiencies by lowering head pressure and optimum feeding of heat exchanger coils.

Intelligent UC6 Controller*

Temperzone's intelligent outdoor unit controller (UC) has been designed to deliver efficient and precise system control under all conditions. Systems with an intelligent UC6 controller feature a 7 segment LED display to indicate faults and running conditions.



UC6 Service Interface tool*

Many operating status conditions (including history) can be determined, without gauges, simply by using the optional UC6 Service Interface graphical display tool.

BMS Connectivity

Units featuring UC6 controller are BMS compatible via digital and analogue signals or via Modbus. EC motors can be controlled variably by a 0-10 volt DC signal that can be supplied by the BMS system.

WiFi Service Utility Tool

WiFi Service Utility (WSU) is a portable control interface that plugs directly into the UC6, UC7 & UC8 board on a Temperzone Air Conditioning Unit. It allows you to monitor a wide range of operational parameters, view fault logs and even take control of the unit. It has its own WiFi network built in and the control and diagnostics are done wirelessly from a smartphone, tablet or notebook PC.



*Feature not applicable to all units, refer page 17 for full product feature tables.



Reliable Commercial Control

TZT-100

Temperzone's TZT-100 thermostat is an advanced controller suited to commercial environments.



Features:

Modes - cool / cool-dry / heat / auto-dry / auto

Set airflow - auto / low / med / hi (customisable)

Key board and temperature locks

7 Day programmable time clock

Set temperature: 1°C ~ 38°C at 0.5°C increments

Remote sensor inputs

Programmable occupancy inputs

On demand timer count down timer up to 9hrs

0-10Vdc continuous airflow input

Filter monitor option (by hours)

Continuous or Intermittent fan operation

Ducted Split Range Options & Features

Econex Range

Model	171	211	251	351
Inverter Compressor	●	●	●	●
Separable indoor unit	●	●	●	●
Refrigerant	R32	R32	R32	R32
Phase	1 or 3	3	3	3
EC Fan Motor - supply air	●	●	●	●
Custom select fan speed settings	●	●	●	●
0-10 Vdc Fan Speed Control Capable	●	●	●	●
Variable speed condenser fans	●	●	●	●
Electronic Expansion Valve	●	●	●	●
Intelligent De-ice	●	●	●	●
Zone Control	□	□	□	□
Unit Controller (outdoor / indoor)	UC8 / IUC	UC8 / IUC	UC8 / IUC	UC8 / IUC
LED display for fault and running conditions	●	●	●	●
BMS Connection	●	●	●	●
Climate Touch, TZT-100 or SAT-3 controller	□	□	□	□

Large Capacity Range

Model	380	465	570	670	840	950
Fixed Speed Compressor (x2)	●	●	●	●	-	-
Fixed Speed + Digital Compressor	●	-	●	●	●	●
Refrigerant	R410a	R410a	R410a	R410a	R410a	R410a
Phase	3	3	3	3	3	3
EC Fan Motor - supply air	●	-	-	-	-	-
AC Fan Motor - supply air	-	●	●	●	-	-
EC Plug Fan	●	-	●	●	●	●
0-10 Vdc Fan Speed Control Capable	●	-	●	●	●	●
Vertical Supply Air	●	●	●	●	●	●
Horizontal Supply Air	●	●	●	●	●	●
Filters - EU4/G4 rated	●	●	●	●	●	●
Variable speed condenser fans	●	●	●	●	●	●
Electronic Expansion Valve	●	-	●	●	●	●
Unit Controller (outdoor / indoor)	UC6 / -	UC6 / -	UC6 / -	UC6 / -	UC8 / IUC	UC6 / -
LED display for fault and running conditions	●	●	●	●	●	●
UC6 Service Interface tool	□	□	□	□	-	□
BMS Connection	●	●	●	●	●	●
TZT-100 controller	□	□	□	□	□	□

● Standard □ Option - N/A

Econex Range

ISD/OSA Specifications

Indoor Unit	ISD 171LYX	ISD 171LYX	ISD 211LYX	ISD 251LYX	ISD 351LYX
Outdoor Unit	OSA 171RLSF	OSA 171RLTF	OSA 211RLTF	OSA 251RLTF	OSA 351RLTF
Nominal Cooling Capacity *1 (kW)	14.8 (8.6~18.5)	14.8 (8.6~18.5)	19.5 (9.4~25.3)	23.3 (13.3~29.5)	35.1 (15.0~43.0)
Net Cooling Capacity *2 (kW)	14.5	14.5	19	22.5	33.8
Heating Capacity *3 (kW)	14.9 (7.0~18.3)	14.9 (7.0~18.3)	20.8 (8.4~25.6)	23.3 (10.4~29.2)	35.0 (12.5~40.7)
Efficiency Cooling (EER/AEER)	3.15 / 3.12	3.26 / 3.23	3.15 / 3.13	3.19 / 3.17	3.29 / 3.27
Efficiency Heating (COP/ACOP)	3.28 / 3.25	3.42 / 3.39	3.57 / 3.54	3.48 / 3.45	3.59 / 3.57
Controller	UC8 / IUC				
Compressor	DC Inverter				
Indoor air fan type	forward curved				
Indoor air fan motor	EC				
Air Flow *4 (l/s)	800	800	1050	1300	1900
Power Source *5	1 Phase 220-240V	3 phase 380-415V a.c. 50 Hz			
Indoor Fan Full Load Amps (A)	3.5	3.5	6	6	10
Running Amps - Total Sys. (A/ph.)	21	9 / 6.5 / 6.5	13 / 9 / 10	16 / 10 / 10.5	23 / 14 / 14
Max. Running Amps - Total Sys. (A/ph.)	35	15 / 11 / 11	23 / 14.5 / 15.5	24 / 15.5 / 15.5	37 / 24 / 24
Refrigerant	R32				
Maximum Vertical Separation (m)	20	20	20	20	20
Pre-charge Line Length (m)	15	15	15	15	10
Maximum Line Length (m)	60	60	60	60	90
Pipe Sizes (Suction/Liquid) (mm OD)	19 / 9.5	19 / 9.5	19 / 9.5	22 / 13	28 / 13
Cooling Operating Range	-10°C to 52°C				
Heating Operating Range	-15°C to 25°C				
Finish - Indoor unit / Outdoor unit	zinc galvanised steel / grey polyester powder coat				
Indoor Dimensions (WxHxD) (mm OD)	1280 x 430 x 785	1280 x 430 x 785	1470 x 430 x 785	1630 x 430 x 785	2020 x 435 x 698
Outdoor Dimensions (WxHxD) (mm OD)	1120 x 965 x 425	1120 x 965 x 425	1155 x 1270 x 425	1335 x 1385 x 425	1595 x 1335 x 840
Net Weight (indoor/outdoor)	68 / 101	68 / 105	86 / 129	89 / 161	124 / 254
Shipping Weight approx. (ind./out.)	78 / 111	78 / 115	97 / 136	101 / 168	140 / 266

NOTES:

*1 Nominal Cooling Capacity at AS/NZS 3823 conditions:

- Indoor Entering Air Temperature 27°C D.B., 19°C W.B.;
- Outdoor Entering Air Temperature 35°C D.B.

*2 Net Cooling Capacity at AS/NZS 3823 includes an allowance for indoor fan motor heat loss.

*3 Heating Capacity (reverse cycle units only) at AS/NZS 3823 conditions:

- Indoor Entering Air Temperature 21°C D.B.;
- Outdoor Entering Air Temperature 7°C D.B., 6°C W.B.

*4 Supply air flow at Nominal Cooling Capacity conditions stated above.

*5 Power source includes voltage limits.

Large Capacity ISD/OSA Specifications



Indoor Unit	ISD 380KBY	ISD 380KB-P	ISD 465KB	ISD 570-P	ISD 570KB
Outdoor Unit	OSA 380RKT(B)G	OSA 380RKT(B)G	OSA 465RKT(B)V	OSA 570RKT(B)G	OSA 570RKT(B)
Nominal Cooling Capacity *1 (kW)	37.6	37.1	44.6	56.6	56.1
Net Cooling Capacity *2 (kW)	36.4	35.9	42.6	55.0	54.0
Heating Capacity *3 (kW)	38.8 (35.9)*7	38.5 (35.7)*7	44.0	53.4	55.9
Efficiency Cooling (EER/AEER)	3.26 / 3.25	3.20 / 3.19	2.98 / 2.95	3.27 / 3.26	3.10 / 3.09
Efficiency Heating (COP/ACOP)	3.46 / 3.44	3.43 / 3.41	3.53 / 3.51	3.48 / 3.46	3.37 / 3.35
Controller	----- UC6 -----				
Compressor *7	Fixed x2 (Fix+Dig.)*7	Fixed x2 (Fix+Dig.)*7	Fixed x2	Digital + Fixed	Fixed x2
Indoor air fan type	forward curved	backward curved	forward curved	backward curved	forward curved
Indoor air fan motor	EC	EC plug	Belt Drive	EC plug	Belt Drive
Air Flow *4 (l/s)	2100	2100	2550	3100	3100
Power Source *5	----- 3 phase 380-415V a.c. 50 Hz -----				
Indoor Fan Full Load Amps (A)	6 (x2)	2.5 (x2)	6.2	5.7	11.0
Running Amps - Total Sys. (A/ph.)	22 / 17 / 16	22 / 17 / 17	31 / 26 / 25	34 / 28 / 27	38 / 33 / 32
Max. Running Amps - Total Sys. (A/ph.)	21 / 25 / 25	22 / 27 / 22	43 / 37 / 37	44 / 38 / 37	47 / 42 / 41
Refrigerant	----- R410A -----				
Maximum Vertical Separation (m)	20	20	20	20	20
Pre-charge Line Length (m)	10	10	10	10	10
Maximum Line Length (m)	60	60	30 or 60*6	60 / 90	60 / 90
Pipe Sizes (Suction/Liquid) (mm OD)	22 / 13	22 / 13	22 / 13	(28 or 35)*6 / 13	(28 or 35)*6 / 13
Cooling Operating Range	----- -10°C to 52°C -----				
Heating Operating Range	----- -15°C to 25°C -----				
Finish - Indoor unit / Outdoor unit	----- zinc galvanised steel / grey polyester powder coat -----				
Indoor Dimensions (WxHxD) (mm OD)	2315x705x830	2315x705x830	1565x1210x1200	1650x1150x1345	1650x1150x1345
Outdoor Dimensions (WxHxD) (mm OD)	1480x1420x1710	1480x1420x1710	1480x1270x1790	1480x1345x1755	1480x1345x1755
Net Weight (indoor/outdoor)	203 / 458	169 / 458	277 / 445	333 / 511	333 / 511
Shipping Weight approx. (ind./out.)	226 / 511	195 / 511	300 / 490	380 / 565	380 / 565

NOTES:

*1 Nominal Cooling Capacity at AS/NZS 3823 conditions:

- Indoor Entering Air Temperature 27°C D.B., 19°C W.B.;
- Outdoor Entering Air Temperature 35°C D.B.

*2 Net Cooling Capacity at AS/NZS 3823 includes an allowance for indoor fan motor heat loss.

*3 Heating Capacity (reverse cycle units only) at AS/NZS 3823 conditions:

- Indoor Entering Air Temperature 21°C D.B.;
- Outdoor Entering Air Temperature 7°C D.B., 6°C W.B.

*4 Supply air flow at Nominal Cooling Capacity conditions stated above.

*5 Power source includes voltage limits.

*6 Extra suction accumulation required.

*7 () Bracketed figure is performance when matched to digital outdoor unit, ie OSA 380RKT(B)G.

Materials and specifications are subject to change without notice due to the manufacturer's ongoing research and development programme.

Large Capacity ISD/OSA Specifications



Indoor Unit	ISD 670-P	ISD 670KB	ISD 840KB-P	ISD 950KB-P
Outdoor Unit	OSA 670RKTBG	OSA 670RKTBG	OSA 840RKTBG	OSA 950RKTBG
Nominal Cooling Capacity *1 (kW)	65.5	65.9	84.7 (34~84.7)	94.9 (38.1~94.9)
Net Cooling Capacity *2 (kW)	63.0	62.8	81.7	91.5
Heating Capacity *3 (kW)	62.0	62.8	77.5	88.6
Efficiency Cooling (EER/AEER)	3.07 / 3.06	2.97 / 2.96	3.01 / 3.00	2.90 / 2.88
Efficiency Heating (COP/ACOP)	3.43 / 3.41	3.47 / 3.45	3.43 / 3.42	3.38 / 3.36
Controller	UC6	UC6	UC8 x2 / IUC	UC6
Compressor	Digital + Fixed	Fixed (x2)	Digital + Fixed	Digital + Fixed
Indoor air fan type	backward curved	forward curved	backward curved	backward curved
Indoor air fan motor	EC plug	Belt Drive	EC plug	EC plug
Air Flow *4 (l/s)	3600	3600	4500	5000
Power Source *5	3 phase 380-415V a.c. 50 Hz			
Indoor Fan Full Load Amps (A)	5.7	11.0	4.3 (x2)	4.3 (x2)
Running Amps - Total Sys. (A/ph.)	34 / 39 / 33	38 / 43 / 38	46 / 55 / 46	56 / 65 / 56
Max. Running Amps - Total Sys. (A/ph.)	45 / 50 / 44	50 / 54 / 48	63 / 73 / 63	73 / 83 / 73
Refrigerant	R410A			
Maximum Vertical Separation (m)	20	20	20	20
Pre-charge Line Length (m)	10	10	10	10
Maximum Line Length (m)	60 / 90	60 / 90	90	90
Pipe Sizes (Suction/Liquid) (mm OD)	(28 or 35)*6 / 13	(28 or 35)*6 / 13	35 / 16	35 / 16
Cooling Operating Range	-10°C to 52°C		-10°C to 46°C	
Heating Operating Range	-15°C to 25°C			
Finish - Indoor unit / Outdoor unit	zinc galvanised steel / grey polyester powder coat			
Indoor Dimensions (WxHxD) (mm OD)	1650 x 1150 x 1345	1650x1150x1345	2220x1070x1320	2220x1280x1320
Outdoor Dimensions (WxHxD) (mm OD)	1480 x 1390 x 1755	1480x1390x1755	1680x1210x2310	1680x1210x2310
Net Weight (indoor/outdoor)	282 / 541	350 / 541	398 / 546	425 / 560
Shipping Weight approx. (ind./out.)	329 / 580	397 / 580	451 / 638	479 / 651

NOTES:

*1 Nominal Cooling Capacity at AS/NZS 3823 conditions:

- Indoor Entering Air Temperature 27°C D.B., 19°C W.B.;
- Outdoor Entering Air Temperature 35°C D.B.

*2 Net Cooling Capacity at AS/NZS 3823 includes an allowance for indoor fan motor heat loss.

*3 Heating Capacity (reverse cycle units only) at AS/NZS 3823 conditions:

- Indoor Entering Air Temperature 21°C D.B.;
- Outdoor Entering Air Temperature 7°C D.B., 6°C W.B.

*4 Supply air flow at Nominal Cooling Capacity conditions stated above.

*5 Power source includes voltage limits.

*6 Extra suction accumulation required.

Materials and specifications are subject to change without notice due to the manufacturer's ongoing research and development programme.




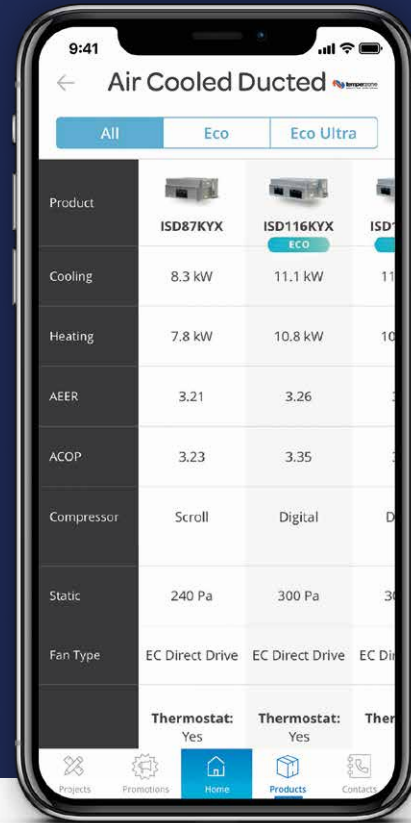
Temperzone Customer Care

Temperzone Customer Care is designed to deliver the highest level of support and accessibility to all our customers. This program provides factory trained technicians with the ability to resolve issues on-site, significantly reducing guesswork from commissioning.

With Temperzone products continually evolving to provide higher levels of efficiency, control and protection we want our customers to have the comfort of knowledge that Temperzone will be there right along-side them for the entire product life cycle.

Temperzone offers a wide range of training courses in application, service and commissioning.





WiFi Service Utility Tool

WiFi Service Utility (WSU) is a portable control interface that plugs directly into the UC6, UC7 & UC8 board on a Temperzone Air Conditioning Unit. It allows you to monitor a wide range of operational parameters, view fault logs and even take control of the unit. It has its own WiFi network built in and the control and diagnostics are done wirelessly from a smartphone, tablet or notebook PC.



Temperzone Access App

Designed with simple access to information in mind, our app allows you to browse temperzone product ranges and view product specs - giving you access to detailed information, wherever you are. Create personalised projects and add product information for efficient & effective project management. Search temperzone Access via the App store or Google Play to download today.



www.temperzoneaccess.com

Temperzone Australia Pty Ltd

ENQUIRIES

Australia: sales@temperzone.com.au
New Zealand: nzsales@temperzone.com
Singapore: sales@temperzone.com.sg

AUSTRALIA

Sydney: (02) 8822 5700
Adelaide: (08) 8115 2111
Brisbane: (07) 3308 8333
Melbourne: (03) 8769 7600

DISTRIBUTORS

Newcastle: (02) 4962 1155
Perth: (08) 6399 5900
Launceston: (03) 6331 4209

NEW ZEALAND

Auckland: (09) 279 5250
Hamilton: (07) 839 2705
Wellington: (04) 569 3262
Christchurch: (03) 379 3216

ASIA

Singapore: (65) 6733 4292
Shanghai: (21) 5648 2078

temperzone.com
temperzone.biz

